



District Report Card: 2017


State: Rajasthan	District: Alwar
Class: 3	Subject: Language
Schools: 58	Students: 1010


Participation/Coverage


Students

<div>GENDER</div> <div></div>	Boys		Girls	
	Number	%	Number	%
	429	42.48	581	57.52

<div>AREA</div> <div></div>	Rural		Urban	
	Number	%	Number	%
	946	93.66	64	6.34

<div>CATEGORY</div> <div></div>	SC		ST		OBC		GEN	
	Number	%	Number	%	Number	%	Number	%
	287	28.42	28	2.77	631	62.48	64	6.34

<div>CWSN</div> <div></div>	LD	VI	HI	S&LD	ID	Oth
	3	0	1	1	1	7

<div>Management</div> <div></div>	Government		Government-aided	
	Number	%	Number	%
	1010	100.00	0	0.00

Average Performance of Students in Language (%)

Overall	Gender		Area		Management		Social Group			
	Male	Female	Rural	Urban	Govt.	Aided	SC	ST	OBC	GEN
71.33	70.68	71.81	71.75	65.00	71.33	0.00	69.99	70.71	71.18	79.06

Performance on Learning Outcomes (LOs)

Learning Outcomes	Description	Average Performance(%)
L304	Reads small texts with comprehension i.e., identifies main ideas, details, sequence and draws conclusions	71.26
L312	Reads printed scripts on the classroom walls: poems, posters, charts etc.	71.47

Range of Performance of Students who Answered Correctly							
Below 30%		30% - 50%		50% - 75%		Above 75%	
Number	%	Number	%	Number	%	Number	%
42	4.16	129	12.77	358	35.45	481	47.62

Lowest Performing Learning Outcomes (LOs)

- 1 - Reads small texts with comprehension i.e., identifies main ideas, details, sequence and draws conclusions (71.26)
- 2 - Reads printed scripts on the classroom walls: poems, posters, charts etc. (71.47)